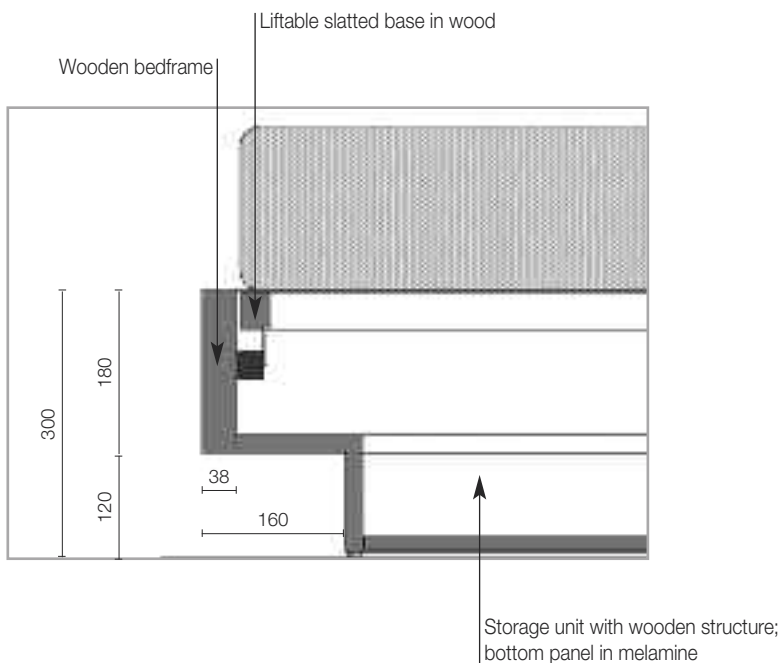
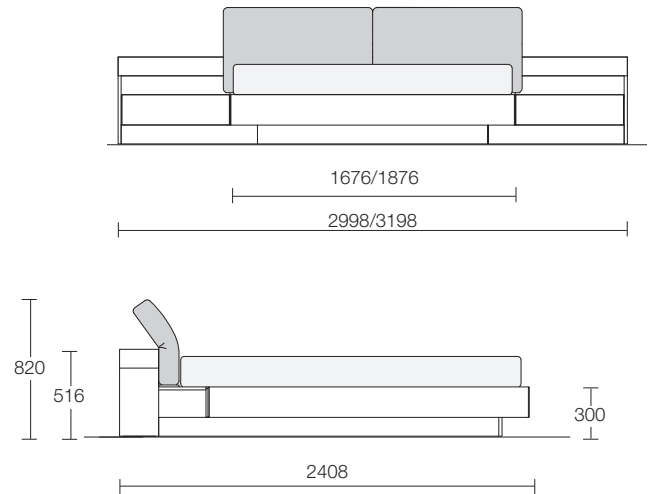


# BRIDGE



## TECHNICAL DETAILS

### BED-BACKING ELEMENT AND SIDE UNITS

Structure in wooden agglomerate th.18mm. veneered walnut or oak melange, or lacquered in mat or glossy finish.

Upper part of the bed-backing element realized according to folden system.

Drawers' structure in melamine maple, fitted on steel runners with soft closing.

Optional: lighting plant with 3 LED lights under each side unit, with on/off switch.

### BEDHEAD CUSHIONS

Structure in wooden agglomerate, frame in steel with a welded latch-system adjustable in 3 reclining positions.

Padding made of two blocks of polyurethane foam coated with fibre layer matched with cotton fabric.

Fabric cover can be removed by an upholsterer; leather cover cannot be removed.

### WOODEN STORAGE BED

Bedframe in poplar blockboard th.38mm. coated with MDF and veneered walnut or oak melange, or lacquered in mat or glossy finish.

Plinth in wooden agglomerate laminated, in the same finish as the bedframe. Fitted with adjustable feet.

Bottom panel in wooden agglomerate th.19mm. melamine greige.

Liftable slatted base: in wood (for more details see chapter "Slatted bases").

Mechanism for liftable slatted base in zinc-coated steel with pistons 1100 nw.

Attention: the pistons are set for lifting the slatted base with the weight of a mattress upon it.

Open only with mattress. If mattress is removed keep the slatted base lifted.

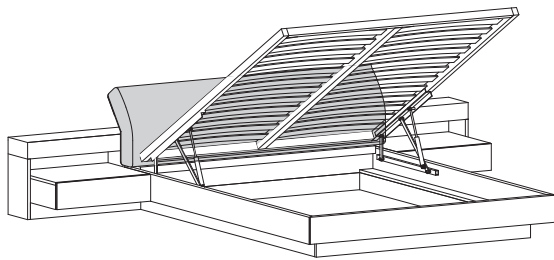
## Wooden storage bed

Bed-backing element, side units, bedframe in the finishes: walnut, oak melange, mat lacquer, glossy lacquer.

Upholstered bedhead cushions adjustable in 3 reclining positions, with fabric cover or non-removable leather cover.

Bottom panel in melamine greige included.

**Optional: - LED lighting plant.**



Mattress dimension	1600 x 2000	1800 x 2000
Bed dimension W x L	1676 x 2408	1876 x 2408

Code	BR1A	BR3A
<b>Bed-backing</b>		
<b>Headboard</b>		
<b>Side units</b>		
<b>Bedframe</b>		
	cat. A	
	cat. B	
walnut	cat. C+Eco-leather	
oak melange	cat. D	
	cat. I	
	cat. H Leather	

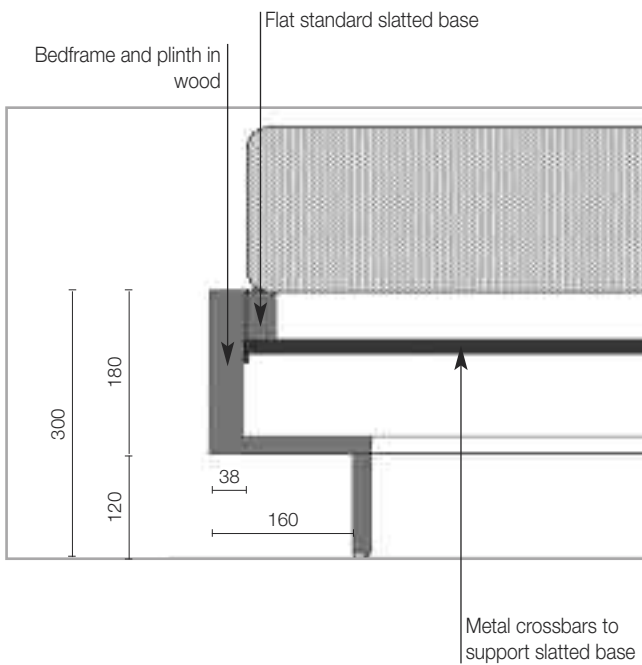
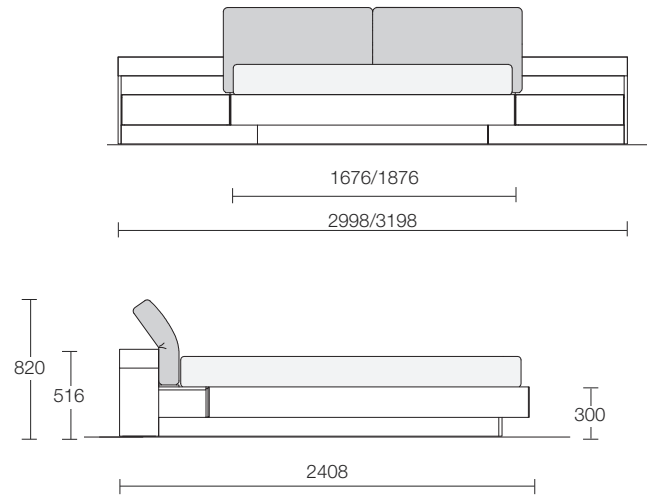
<b>Bed-backing</b>	<b>Headboard</b>
<b>Side units</b>	
<b>Bedframe</b>	
	cat. A
	cat. B
mat lacquer	cat. C+Eco-leather
	cat. D
	cat. I
	cat. H Leather

<b>Bed-backing</b>	<b>Headboard</b>
<b>Side units</b>	
<b>Bedframe</b>	
	cat. A
	cat. B
glossy lacquer	cat. C+Eco-leather
	cat. D
	cat. I
	cat. H Leather

## Optional: LED lighting plant

Code	BRL	BRL
LED lighting plant with on/off switch		

# BRIDGE



## TECHNICAL DETAILS

### BED-BACKING ELEMENT AND SIDE UNITS

Structure in wooden agglomerate th.18mm. veneered walnut or oak melange, or lacquered in mat or glossy finish.

Upper part of the bed-backing element realized according to folden system.

Drawers' structure in melamine maple, fitted on steel runners with soft closing.

Optional: lighting plant with 3 LED lights under each side unit, with on/off switch.

### BEDHEAD CUSHIONS

Structure in wooden agglomerate, frame in steel with a welded latch-system adjustable in 3 reclining positions.

Padding made of two blocks of polyurethane foam coated with fibre layer matched with cotton fabric.

Fabric cover can be removed by an upholsterer; leather cover cannot be removed.

### WOODEN BEDSTEAD WITH FLAT STANDARD SLATTED BASE

Bedframe with plinth with the same characteristics as the storage bed. Standard wooden flat slatted base: see chapter "Slatted bases".

Horizontal crossbars to support slatted base in metal with black epoxy varnish.

Optional: adjustable slatted bases H.70mm. with movement; see chapter "Slatted bases".

## Wooden bedstead with flat slatted base

Bed-backing element, side units, bedframe in the finishes: walnut, oak melange, mat lacquer, glossy lacquer.

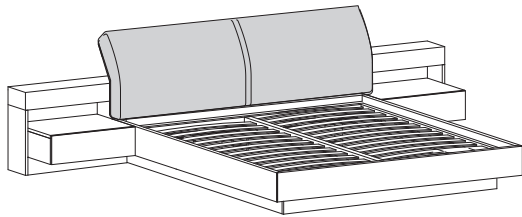
Upholstered bedhead cushions adjustable in 3 reclining positions, with fabric cover or non-removable leather cover.

It is possible to use adjustable slatted bases H.70mm.

**Optional: - LED lighting plant.**

Mattress dimension	1600 x 2000	1800 x 2000
Bed dimension W x L	1676 x 2408	1876 x 2408

Code	BR1B	BR3B
<b>Bed-backing</b>		
<b>Headboard</b>		
<b>Side units</b>		
<b>Bedframe</b>		
	cat. A	
	cat. B	
walnut	cat. C+Eco-leather	
oak melange	cat. D	
	cat. I	
	cat. H Leather	



<b>Bed-backing</b>	<b>Headboard</b>
<b>Side units</b>	
<b>Bedframe</b>	
	cat. A
	cat. B
mat lacquer	cat. C+Eco-leather
	cat. D
	cat. I
	cat. H Leather

<b>Bed-backing</b>	<b>Headboard</b>
<b>Side units</b>	
<b>Bedframe</b>	
	cat. A
	cat. B
glossy lacquer	cat. C+Eco-leather
	cat. D
	cat. I
	cat. H Leather

For bed without slatted base deduct from price:

## Optional: LED lighting plant

Code	BRL	BRL
LED lighting plant with on/off switch		