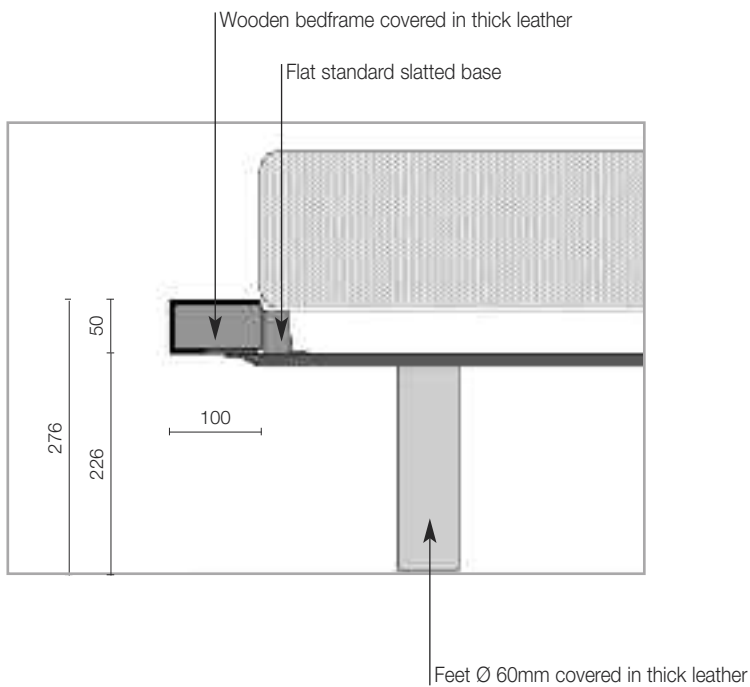
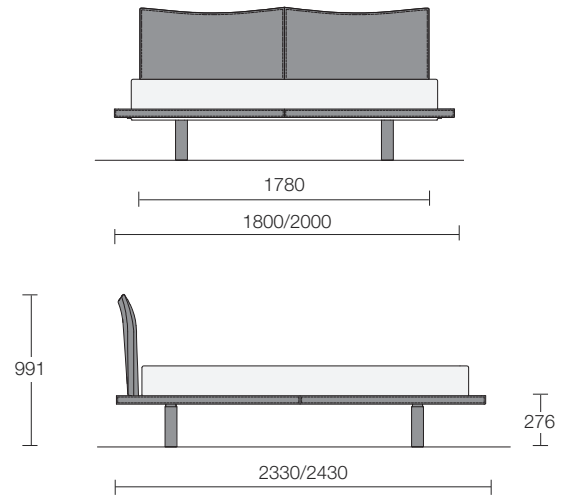


VITTORIA



TECHNICAL DETAILS

HEADBOARD

Frame in pickled iron (FE P13) welded with fillers in flexible polyurethane foam.

Coating of the frame in fabric of stretched polyester fibre.

Cover in thick leather stitched and glued on the polyester fabric.

BEDSTEAD IN THICK LEATHER WITH FLAT STANDARD SLATTED BASE

Wooden standard flat slatted base with pre-fitted horizontal crossbars in varnished steel for the fixing of the feet (for more details see chapter "Slatted bases").

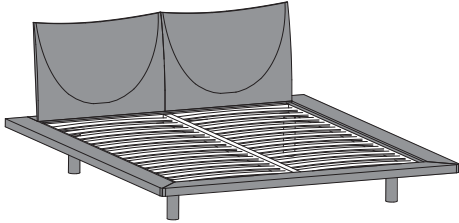
Bedframe in multilayer 50mm. coated with MDF, covered in thick leather with visible stitches.

Wooden rounded feet covered in thick leather.

Bedstead in thick leather with flat standard slatted base

Thick leather colours as per our sample range.

Rounded feet covered in thick leather, same colour as the bedframe.



Mattress dimension	1600 x 2000	1800 x 2000
Bed dimension W x L	1800 x 2330	2000 x 2330

Code	VT1A	VT3A
-------------	-------------	-------------

Bedstead and headboard

thick leather

Mattress dimension	1600 x 2100	1800 x 2100
Bed dimension W x L	1800 x 2430	2000 x 2430

Code	VT4A	VT6A
-------------	-------------	-------------

Bedstead and headboard

thick leather