

# CABINA MILLIMETRICA

CABINA  
MILLIMETRICA

# CABINA MILLIMETRICA





- NOTE TECNICHE:

- Spalle:** in nobilitato super leggero Sp.38mm. Foratura Ø 3mm. passo 80mm. Fornite con ferramenta di aggancio superiore e regolatore di livello premontato.  
Le spalle per la cabina con schienale sono predisposte con profilo in alluminio posteriore per il montaggio degli schienali. Il profilo è predisposto per l'aggancio a parete.
- Basi:** in nobilitato super leggero Sp.38mm.; sono predisposte con piede di 5mm. regolabile in altezza per l'appoggio a terra.
- Ripiani:** in nobilitato super leggero Sp.38mm. Forniti con reggipiani in metallo nichelato con vite di bloccaggio antiribaltamento. Sono predisposti per il montaggio dei tubi appendiabiti.  
**I tubi vanno montati sul ripiano prima del loro posizionamento.**
- Tubi appendiabiti:** realizzati in tubolare nichelato Ø 30mm. Sp.1mm. Sono dotati di reggitubo in pressofusione di zama verniciati alluminio con vite speciale per il montaggio sui ripiani.
- Schienali:** in nobilitato super leggero Sp.19mm. oppure Sp.14 + 4mm. per schienali con vetro.  
Gli schienali appoggiano a terra su piedi di regolazione H.5mm.  
Su terminali a vista per cabine con schienale è previsto un profilo di chiusura laterale.
- Cassettiere e accessori:** realizzati nelle stesse finiture della cabina, vedi capitolo "Cassettiere" e "Accessori". Le cassette all'interno della cabina, vanno sempre posizionate su un ripiano o una base.

- MODULARITA':

- In altezza:** H.2262 - 2422 - 2582 - 2902mm.
- In larghezza:** Moduli L.400 - 480 - 560 - 800 - 960 - 1120mm.
- In profondità:** Spalle P.304mm. per cabine senza schienale.  
Spalle P.327mm. per cabine con schienale.  
Spalla per modulo angolo senza schienale P.380/495mm.  
Spalla per modulo angolo con schienale P.403/518mm.  
Basi e ripiani: P.380/495mm.

- IMPIANTO LUCI LED ORIENTABILE: Consultare l'azienda per fattibilità e costi.

- FINITURE:

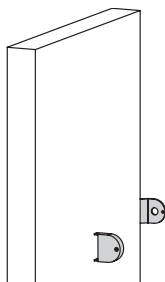
- Spalle, basi, ripiani:** Nobilitato Gesso liscio  
Nobilitato Noce stampato  
Nobilitato Greige stampato  
Nobilitato laccato colori
- Tubi appendiabiti:** Cromo
- Schienali legno:** Nobilitato Gesso liscio  
Nobilitato Noce stampato  
Nobilitato Greige stampato  
Nobilitato laccato colori
- Schienali vetro:** Vetri verniciati  
Vetri acidati verniciati  
Specchio naturale  
Specchio bronzo  
Vetro riflettente verniciato antracite
- Cassettiere:** Nobilitato Gesso liscio  
Nobilitato Noce stampato  
Nobilitato Greige stampato  
Nobilitato laccato colori

- MONTAGGIO:


Spazio superiore di 30mm.  
Lateralmente è indispensabile uno spazio di 30mm.

- RIDUZIONI:

Vedi capitolo "Riduzioni I-BOX"



Ancoraggio a parete per cabina senza schienale



Ancoraggio a parete per cabina con schienale

N.B. - L'ancoraggio a parete è obbligatorio, in entrambi le soluzioni, per evitare il ribaltamento della cabina.

# NOTE TECNICHE

# CABINA MILLIMETRICA

PER COMPORRE LA CABINA ARMADIO:

Senza schienale

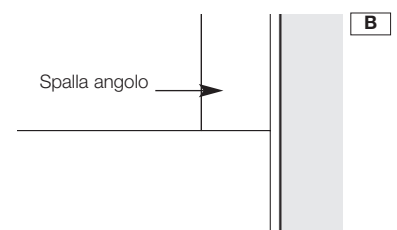
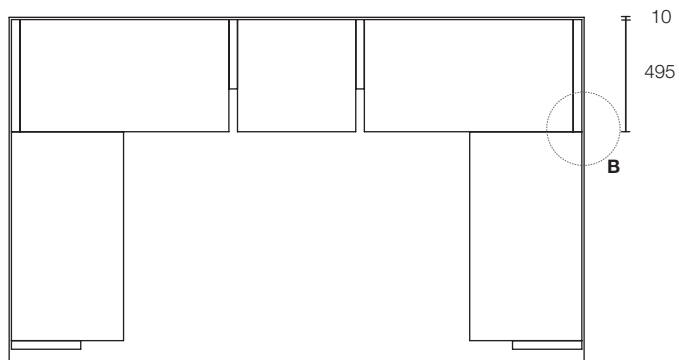
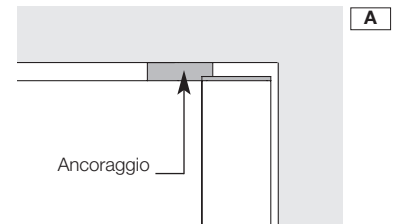
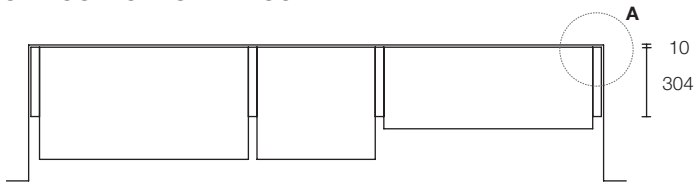
sommare i moduli + spalla terminale Sp.38mm. (profondità spalla 304 + 10mm. di ancoraggio)

Con schienale

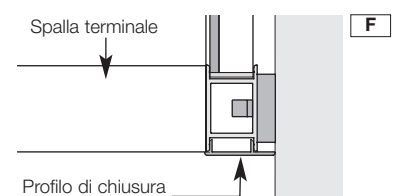
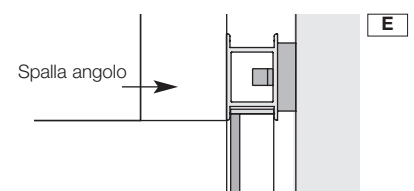
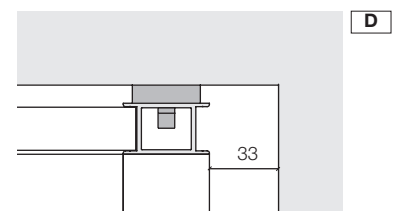
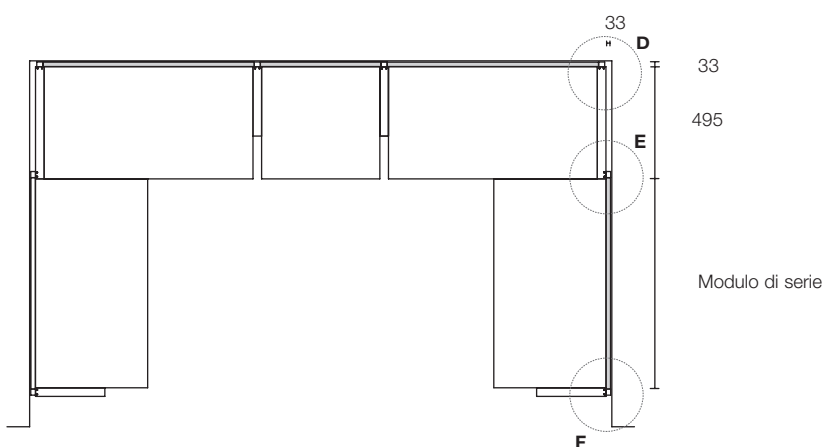
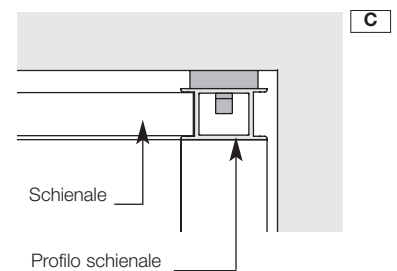
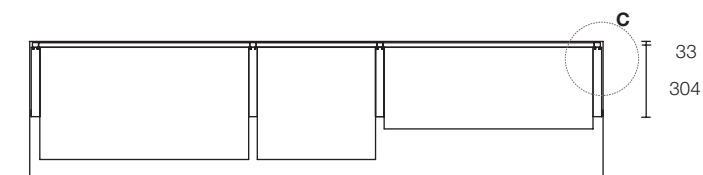
sommare i moduli + spalla terminale Sp.38mm. (profondità spalla 304 + 23 di profilo schienale+ 10 mm. di ancoraggio)

In presenza di angolo con schienale aggiungere alla larghezza della composizione 33mm. per ogni modulo angolo.

## COMPOSIZIONI SENZA SCHIENALE



## COMPOSIZIONI CON SCHIENALE



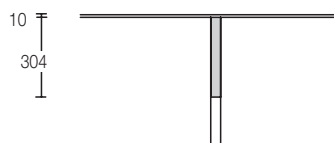
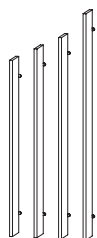
# COMPONENTI CABINA SENZA SCHIENALI

## SPALLE

Spess.38mm.; P.304mm.

In nobilitato: Gesso, Noce, Greige, laccato opaco.

Fissato alla parete.



### Nobilitato Gesso

H.2262	<b>SC6</b>
H.2422	<b>SC7</b>
H.2582	<b>SC8</b>
H.2902	<b>SC9</b>

### Nob. Noce/Greige

H.2262	<b>SC6</b>
H.2422	<b>SC7</b>
H.2582	<b>SC8</b>
H.2902	<b>SC9</b>

### Laccato opaco


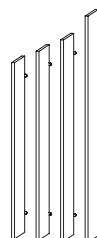
H.2262	<b>SC6</b>
H.2422	<b>SC7</b>
H.2582	<b>SC8</b>
H.2902	<b>SC9</b>

## SPALLE ANGOLO PER RIPIANI P.495mm.

Spess.38mm.; P.495mm. per ripiani P.495mm.

In nobilitato: Gesso, Noce, Greige, laccato opaco.

Fissato alla parete.



### Nobilitato Gesso

H.2262	<b>SA65</b>
H.2422	<b>SA75</b>
H.2582	<b>SA85</b>
H.2902	<b>SA95</b>

### Nob. Noce/Greige

H.2262	<b>SA65</b>
H.2422	<b>SA75</b>
H.2582	<b>SA85</b>
H.2902	<b>SA95</b>

### Laccato opaco


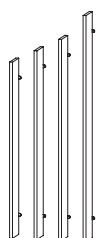
H.2262	<b>SA65</b>
H.2422	<b>SA75</b>
H.2582	<b>SA85</b>
H.2902	<b>SA95</b>

## SPALLE ANGOLO PER RIPIANI P.380mm.

Spess.38mm.; P.380mm. per ripiani P.380mm.

In nobilitato: Gesso, Noce, Greige, laccato opaco.

Fissato alla parete.



### Nobilitato Gesso

H.2262	<b>SA64</b>
H.2422	<b>SA74</b>
H.2582	<b>SA84</b>
H.2902	<b>SA94</b>

### Nob. Noce/Greige

H.2262	<b>SA64</b>
H.2422	<b>SA74</b>
H.2582	<b>SA84</b>
H.2902	<b>SA94</b>

### Laccato opaco

H.2262	<b>SA64</b>
H.2422	<b>SA74</b>
H.2582	<b>SA84</b>
H.2902	<b>SA94</b>

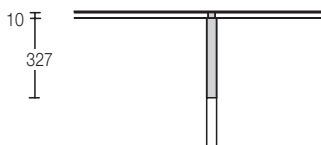
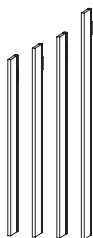
# COMPONENTI CABINA CON SCHIENALI

## SPALLE

Spess.38mm.; P.327mm.

In nobilitato: Gesso, Noce, Greige, laccato opaco.

Fissato alla parete.



### Nobilitato Gesso

H.2262	<b>SCP6</b>
H.2422	<b>SCP7</b>
H.2582	<b>SCP8</b>
H.2902	<b>SCP9</b>

### Nob. Noce/Greige

H.2262	<b>SCP6</b>
H.2422	<b>SCP7</b>
H.2582	<b>SCP8</b>
H.2902	<b>SCP9</b>

### Laccato opaco

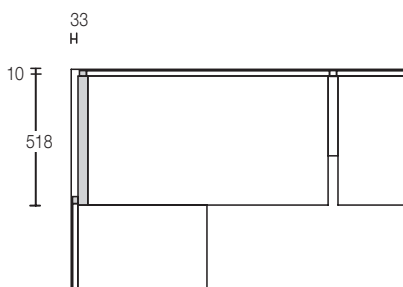

H.2262	<b>SCP6</b>
H.2422	<b>SCP7</b>
H.2582	<b>SCP8</b>
H.2902	<b>SCP9</b>

## SPALLE ANGOLO PER RIPIANI P.495mm.

Spess.38mm.; P.518mm. per ripiani P.495mm.

In nobilitato: Gesso, Noce, Greige, laccato opaco.

Fissato alla parete.



### Nobilitato Gesso

H.2262	<b>SAP65</b>
H.2422	<b>SAP75</b>
H.2582	<b>SAP85</b>
H.2902	<b>SAP95</b>

### Nob. Noce/Greige

H.2262	<b>SAP65</b>
H.2422	<b>SAP75</b>
H.2582	<b>SAP85</b>
H.2902	<b>SAP95</b>

### Laccato opaco

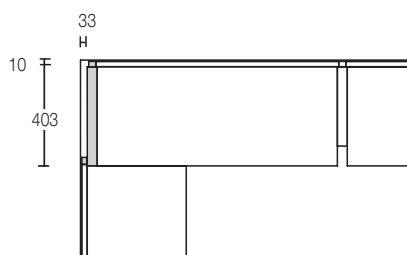
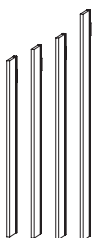
H.2262	<b>SAP65</b>
H.2422	<b>SAP75</b>
H.2582	<b>SAP85</b>
H.2902	<b>SAP95</b>

## SPALLE ANGOLO PER RIPIANI P.380mm.

Spess.38mm.; P.403mm. per ripiani P.380mm.

In nobilitato: Gesso, Noce, Greige, laccato opaco.

Fissato alla parete.



### Nobilitato Gesso

H.2262	<b>SAP64</b>
H.2422	<b>SAP74</b>
H.2582	<b>SAP84</b>
H.2902	<b>SAP94</b>

### Nob. Noce/Greige

H.2262	<b>SAP64</b>
H.2422	<b>SAP74</b>
H.2582	<b>SAP84</b>
H.2902	<b>SAP94</b>

### Laccato opaco

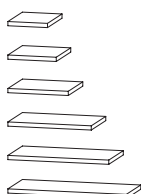
H.2262	<b>SAP64</b>
H.2422	<b>SAP74</b>
H.2582	<b>SAP84</b>
H.2902	<b>SAP94</b>

## BASI

Spess. 38 + 5mm.

In nobilitato: Gesso, Noce, Greige, laccato opaco.

Dotate di piedini regolabili in altezza.



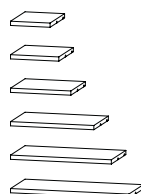
		P.495	P.380
<b>Nobilitato Gesso</b>	L. 362	<b>CB52</b>	<b>CB42</b>
	L. 442	<b>CB53</b>	<b>CB43</b>
	L. 522	<b>CB54</b>	<b>CB44</b>
	L. 762	<b>CB56</b>	<b>CB46</b>
	L. 922	<b>CB57</b>	<b>CB47</b>
	L.1082	<b>CB58</b>	<b>CB48</b>
<b>Nob. Noce, Greige</b>	L. 362	<b>CB52</b>	<b>CB42</b>
	L. 442	<b>CB53</b>	<b>CB43</b>
	L. 522	<b>CB54</b>	<b>CB44</b>
	L. 762	<b>CB56</b>	<b>CB46</b>
	L. 922	<b>CB57</b>	<b>CB47</b>
	L.1082	<b>CB58</b>	<b>CB48</b>
<b>Laccato opaco</b>	L. 362	<b>CB52</b>	<b>CB42</b>
	L. 442	<b>CB53</b>	<b>CB43</b>
	L. 522	<b>CB54</b>	<b>CB44</b>
	L. 762	<b>CB56</b>	<b>CB46</b>
	L. 922	<b>CB57</b>	<b>CB47</b>
	L.1082	<b>CB58</b>	<b>CB48</b>

## RIPIANI

spess.38mm.

In nobilitato: Gesso, Noce, Greige, laccato opaco.


Dotati di reggipiani speciali antiribaltamento per il fissaggio alle spalle.



<b>Nobilitato Gesso</b>	L. 362	<b>CR52</b>	<b>CR42</b>
	L. 442	<b>CR53</b>	<b>CR43</b>
	L. 522	<b>CR54</b>	<b>CR44</b>
	L. 762	<b>CR56</b>	<b>CR46</b>
	L. 922	<b>CR57</b>	<b>CR47</b>
	L.1082	<b>CR58</b>	<b>CR48</b>
<b>Nob. Noce, Greige</b>	L. 362	<b>CR52</b>	<b>CR42</b>
	L. 442	<b>CR53</b>	<b>CR43</b>
	L. 522	<b>CR54</b>	<b>CR44</b>
	L. 762	<b>CR56</b>	<b>CR46</b>
	L. 922	<b>CR57</b>	<b>CR47</b>
	L.1082	<b>CR58</b>	<b>CR48</b>
<b>Laccato opaco</b>	L. 362	<b>CR52</b>	<b>CR42</b>
	L. 442	<b>CR53</b>	<b>CR43</b>
	L. 522	<b>CR54</b>	<b>CR44</b>
	L. 762	<b>CR56</b>	<b>CR46</b>
	L. 922	<b>CR57</b>	<b>CR47</b>
	L.1082	<b>CR58</b>	<b>CR48</b>

## TIRETTO

da applicare sul bordo di un ripiano. Finitura cromo.



**A40**

## TUBI APPENDIABILI

Ø 30mm.

In metallo nichelato, completi di reggitubo. Portata max 30kg.

È obbligatorio l'utilizzo con un ripiano superiore per l'aggancio.

I tubi vanno montati sul ripiano prima del loro posizionamento.



L. 362	<b>TP2</b>
L. 442	<b>TP3</b>
L. 522	<b>TP4</b>
L. 762	<b>TP6</b>
L. 922	<b>TP7</b>
L.1082	<b>TP8</b>

## SERVETTO

Finitura colore neutro e aste cromate.

Portata max 10kg.



L. 762	<b>A36</b>
L. 922	<b>A37</b>
L.1082	<b>A38</b>

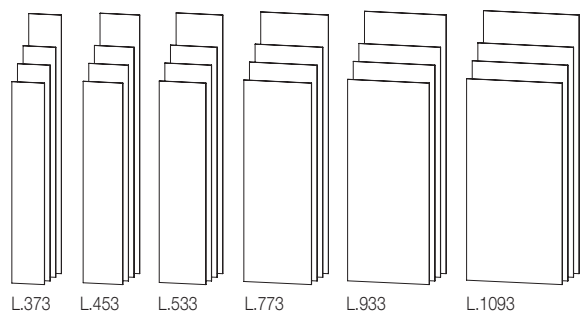
## PANNELLI SCHIENALE

Spess.19mm.

In nobilitato: Gesso, Noce, Greige, laccato opaco.

Sono inseriti nel profilo posteriore della spalla.

Dotati di piedini di regolazione.



L.373

L.453

L.533

L.773

L.933

L.1093

Sp.19



### Nobilitato Gesso

L. 373  
L. 453  
L. 533  
L. 773  
L. 933  
L.1093

**P26**  
**P36**  
**P46**  
**P66**  
**P76**  
**P86**

**P27**  
**P37**  
**P47**  
**P67**  
**P77**  
**P87**

**P28**  
**P38**  
**P48**  
**P68**  
**P78**  
**P88**

**P29**  
**P39**  
**P49**  
**P69**  
**P79**  
**P89**

### Nob. Noce, Greige

L. 373  
L. 453  
L. 533  
L. 773  
L. 933  
L.1093

**P26**  
**P36**  
**P46**  
**P66**  
**P76**  
**P86**

**P27**  
**P37**  
**P47**  
**P67**  
**P77**  
**P87**

**P28**  
**P38**  
**P48**  
**P68**  
**P78**  
**P88**

**P29**  
**P39**  
**P49**  
**P69**  
**P79**  
**P89**

### Laccato opaco

L. 373  
L. 453  
L. 533  
L. 773  
L. 933  
L.1093

**P26**  
**P36**  
**P46**  
**P66**  
**P76**  
**P86**

**P27**  
**P37**  
**P47**  
**P67**  
**P77**  
**P87**

**P28**  
**P38**  
**P48**  
**P68**  
**P78**  
**P88**

**P29**  
**P39**  
**P49**  
**P69**  
**P79**  
**P89**

### Profilo chiusura laterale

**PK6**

**PK7**

**PK8**

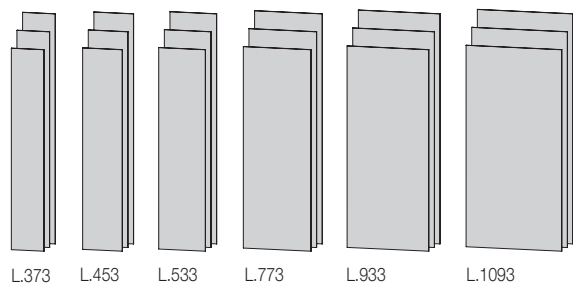
**PK9**

## PANNELLI SCHIENALE VETRO

spess.14 + 4mm.

Sono inseriti nel profilo posteriore della spalla.

Dotati di piedini di regolazione.



L.373

L.453

L.533

L.773

L.933

L.1093

Sp.14 + 4



### Vetro verniciato

L. 373  
L. 453  
L. 533  
L. 773  
L. 933  
L.1093

**PV26**  
**PV36**  
**PV46**  
**PV66**  
**PV76**  
**PV86**

**PV27**  
**PV37**  
**PV47**  
**PV67**  
**PV77**  
**PV87**

**PV28**  
**PV38**  
**PV48**  
**PV68**  
**PV78**  
**PV88**

### Vetro verniciato acidato

L. 373  
L. 453  
L. 533  
L. 773  
L. 933  
L.1093

**PV26**  
**PV36**  
**PV46**  
**PV66**  
**PV76**  
**PV86**

**PV27**  
**PV37**  
**PV47**  
**PV67**  
**PV77**  
**PV87**

**PV28**  
**PV38**  
**PV48**  
**PV68**  
**PV78**  
**PV88**

### Vetro rifl. verniciato antracite

L. 373  
L. 453  
L. 533  
L. 773  
L. 933  
L.1093

**PV26**  
**PV36**  
**PV46**  
**PV66**  
**PV76**  
**PV86**

**PV27**  
**PV37**  
**PV47**  
**PV67**  
**PV77**  
**PV87**

**PV28**  
**PV38**  
**PV48**  
**PV68**  
**PV78**  
**PV88**

### Specchio naturale/bronzo

L. 373  
L. 453  
L. 533  
L. 773  
L. 933  
L.1093

**PV26**  
**PV36**  
**PV46**  
**PV66**  
**PV76**  
**PV86**

**PV27**  
**PV37**  
**PV47**  
**PV67**  
**PV77**  
**PV87**

**PV28**  
**PV38**  
**PV48**  
**PV68**  
**PV78**  
**PV88**

### Profilo chiusura laterale

**PK6**

**PK7**

**PK8**

# MODULI H.2262mm

# CABINA MILLIMETRICA

L.400

L.480

L.560

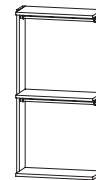
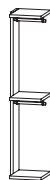
L.800

L.960

L.1120

MODULI SENZA SCHIENALI - RIPIANI P.495

## MODULO P.505



### Codice

M62A

M63A

M64A

M66A


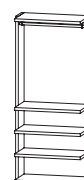
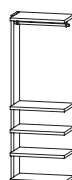
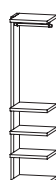
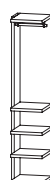
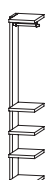
M67A

M68A

SC6

Nobilitato Gesso  
Nob. Noce, Greige  
Laccato opaco

## MODULO P.505



### Codice

M62B

M63B

M64B

M66B

M67B

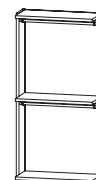
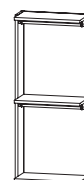
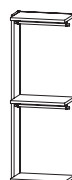
M68B

SC6

Nobilitato Gesso  
Nob. Noce, Greige  
Laccato opaco

MODULI CON SCHIENALI STESSA FINITURA - RIPIANI P.495

## MODULO P.528



### Codice

MP62A

MP63A

MP64A

MP66A

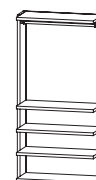
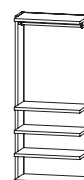
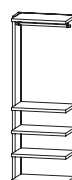
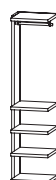
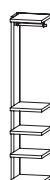
MP67A

MP68A

SCP6

Nobilitato Gesso  
Nob. Noce, Greige  
Laccato opaco

## MODULO P.528



### Codice

MP62B

MP63B

MP64B

MP66B

MP67B

MP68B

SCP6

Nobilitato Gesso  
Nob. Noce, Greige  
Laccato opaco

# MODULI H.2422mm

# CABINA MILLIMETRICA

L.400

L.480

L.560

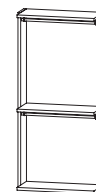
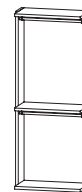
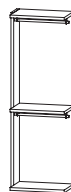
L.800

L.960

L.1120

MODULI SENZA SCHIENALI - RIPIANI P.495

## MODULO P.505



### Codice

M72A

M73A

M74A

M76A

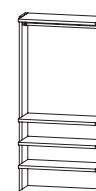
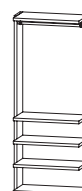
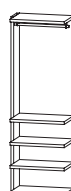
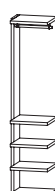
M77A

M78A

SC7

Nobilitato Gesso  
Nob. Noce, Greige  
Laccato opaco

## MODULO P.505



### Codice

M72B

M73B

M74B

M76B

M77B

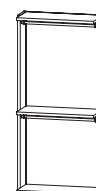
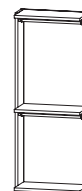
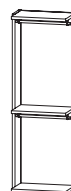
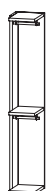
M78B

SC7

Nobilitato Gesso  
Nob. Noce, Greige  
Laccato opaco

MODULI CON SCHIENALI STESSA FINITURA - RIPIANI P.495

## MODULO P.528



### Codice

MP72A

MP73A

MP74A

MP76A

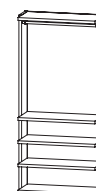
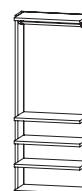
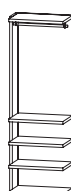
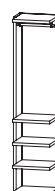
MP77A

MP78A

SCP7

Nobilitato Gesso  
Nob. Noce, Greige  
Laccato opaco

## MODULO P.528



### Codice

MP72B

MP73B

MP74B

MP76B

MP77B

MP78B

SCP7

Nobilitato Gesso  
Nob. Noce, Greige  
Laccato opaco

# MODULI H.2582mm

# CABINA MILLIMETRICA

L.400

L.480

L.560

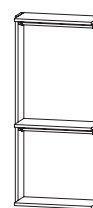
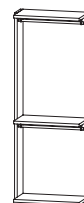
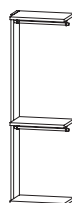
L.800

L.960

L.1120

MODULI SENZA SCHIENALI - RIPIANI P.495

## MODULO P.505



### Codice

M82A

M83A

M84A

M86A

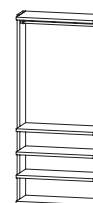
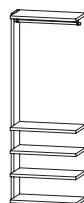
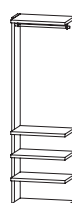
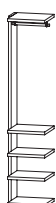
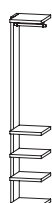
M87A

M88A

SC8

Nobilitato Gesso  
Nob. Noce, Greige  
Laccato opaco

## MODULO P.505



### Codice

M82B

M83B

M84B

M86B

M87B

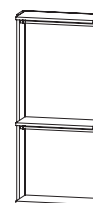
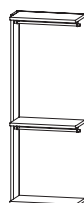
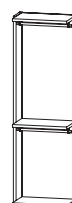
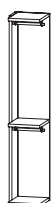
M88B

SC8

Nobilitato Gesso  
Nob. Noce, Greige  
Laccato opaco

MODULI CON SCHIENALI STESSA FINITURA - RIPIANI P.495

## MODULO P.528



### Codice

MP82A

MP83A

MP84A

MP86A


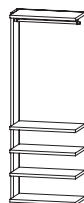
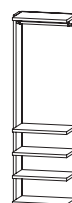
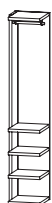
MP87A

MP88A

SCP8

Nobilitato Gesso  
Nob. Noce, Greige  
Laccato opaco

## MODULO P.528



### Codice

MP82B

MP83B

MP84B

MP86B

MP87B

MP88B

SCP8

Nobilitato Gesso  
Nob. Noce, Greige  
Laccato opaco

# MODULI H.2902mm

# CABINA MILLIMETRICA

L.400

L.480

L.560

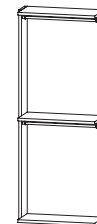
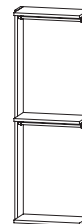
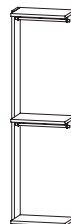
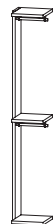
L.800

L.960

L.1120

MODULI SENZA SCHIENALI - RIPIANI P.495

## MODULO P.505



### Codice

M92A

M93A

M94A

M96A

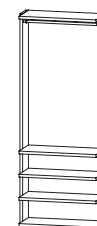
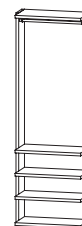
M97A

M98A

SC9

Nobilitato Gesso  
Nob. Noce, Greige  
Laccato opaco

## MODULO P.505



### Codice

M92B

M93B

M94B

M96B

M97B

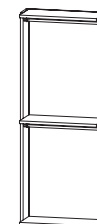
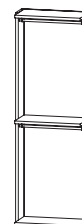
M98B

SC9

Nobilitato Gesso  
Nob. Noce, Greige  
Laccato opaco

MODULI CON SCHIENALI STESSA FINITURA - RIPIANI P.495

## MODULO P.528



### Codice

MP92A

MP93A

MP94A

MP96A

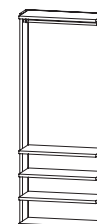


MP97A

MP98A

SCP9

Nobilitato Gesso  
Nob. Noce, Greige  
Laccato opaco

## MODULO P.528



### Codice

MP92B

MP93B

MP94B

MP96B

MP97B

MP98B

SCP9

Nobilitato Gesso  
Nob. Noce, Greige  
Laccato opaco