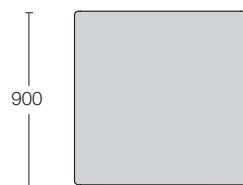
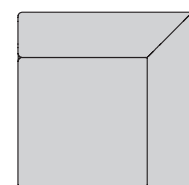
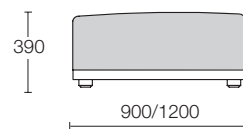
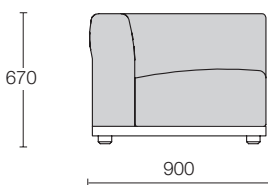
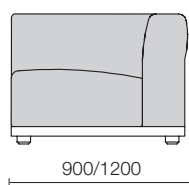
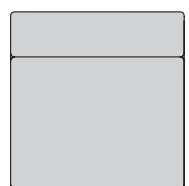
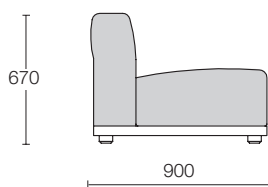
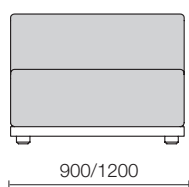


SITIN



System of elements to create different compositions by using panels in lacquered wood on which cushions are fixed.

Cushions are for linear, corner, end elements, and pouffs.

The compositions can be completed with bookcases, placed next to or behind the seating cushions, and with small tables, in lacquered wood as the base panels.

TECHNICAL DETAILS

PANELS

Available in two measurements: 900x900mm. and 1200x900mm.

Extra-light wooden agglomerate thickness 50mm. laminated tupan paper for matt or glossy lacquer in the colours as per our sample range.

Feet in plastic material.

Complete with metal plates for the joining of the elements.

CUSHIONS

Seat cushions have a wooden internal structure and a block of polyurethane with different densities covered in dacron fibre. Backrests and armrests have a wooden and metal structure with elastic straps, shaped polyurethane foam covered with dacron fibre.

All cushion elements are fixed to base panels with screws for easy disassembling.

All fabric covers can be removed by an Upholsterer.

Leather covers cannot be removed.

BOOKCASES

Extra-light wooden agglomerate thickness 50mm laminated tupan paper for matt or glossy lacquer in the colours as per our sample range.

Made out of a base panel, a top, a back panel and a middle side panel. Height is 370mm.

Feet in plastic material.

The two lengths available, 900 and 1200mm, enable to create linear or corner bookcases around the upholstered elements.

SITIN

Central element

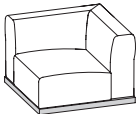


W.900 D.900 H.670mm.

ST09C BASE IN MATT LACQUER
BASE IN GLOSSY LACQUER

IGNST09C Surcharge for British fireproof standard

End/Corner Element



DX (SX symmetric)


W.900 D.900 H.670mm.

ST09T BASE IN MATT LACQUER
BASE IN GLOSSY LACQUER

ST09A BASE IN MATT LACQUER
BASE IN GLOSSY LACQUER

IGNST09T/A Surcharge for British fireproof standard

Deeper Element

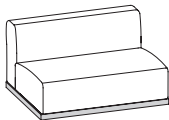


W.900 **D.1200** H.670mm.

ST09LC BASE IN MATT LACQUER
BASE IN GLOSSY LACQUER

IGNST09LC Surcharge for British fireproof standard

Central Element

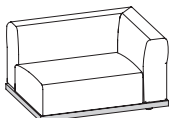


W.1200 D.900 H.670mm.

ST12C BASE IN MATT LACQUER
BASE IN GLOSSY LACQUER

IGNST12C Surcharge for British fireproof standard

End/Corner Element



DX (SX symmetric)

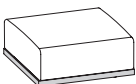
W.1200 D.900 H.670mm.

ST12T BASE IN MATT LACQUER
BASE IN GLOSSY LACQUER

ST12A BASE IN MATT LACQUER
BASE IN GLOSSY LACQUER

IGNST12T/A Surcharge for British fireproof standard

Pouff

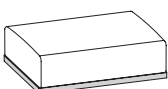


W.900 D.900 H.390mm.

ST09P BASE IN MATT LACQUER
BASE IN GLOSSY LACQUER

IGNST09P Surcharge for British fireproof standard

Pouff



W.1200 D.900 H.390mm.

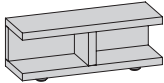
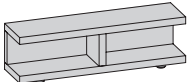
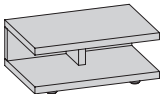
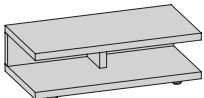
ST12P BASE IN MATT LACQUER
BASE IN GLOSSY LACQUER

IGNST12P Surcharge for British fireproof standard

For customer's own non-plain fabric consult the Company for necessary metres.

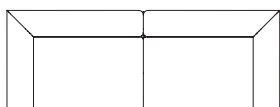
Left (SX) or right (DX) indicates the position of the armrest while standing in front of the element.

SITIN

		Code	Matt lacquer	Glossy lacquer
Bookcases To be used next to or behind seating cushions.		W.900 D.300 H.370mm.	STL093	
		W.1200 D.300 H.370mm.	STL123	
		W.900 D.600 H.370mm.	STL096	
		W.1200 D.600 H.370mm.	STL126	

SITIN

Composition 01



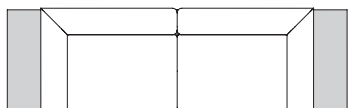
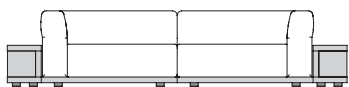
COMP01

BASE IN MATT LACQUER

BASE IN GLOSSY LACQUER

W.2400 D.900 H.670mm.

Composition 02



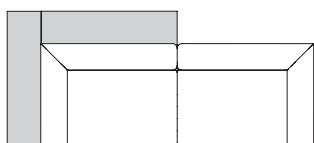
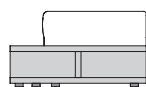
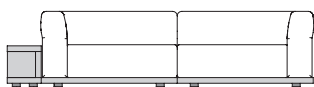
COMP02

BASE IN MATT LACQUER

BASE IN GLOSSY LACQUER

W.3000 D.900 H.670mm.

Composition 03



COMP03

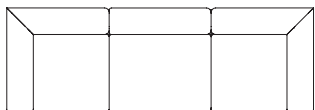
BASE IN MATT LACQUER

BASE IN GLOSSY LACQUER

W.2700 D.1200 H.670mm.

SITIN

Composition 04



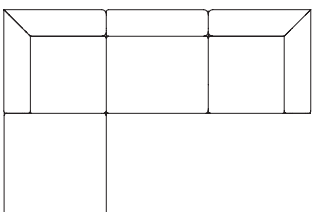
COMP04

BASE IN MATT LACQUER

BASE IN GLOSSY LACQUER

W.2700 D.900 H.670mm.

Composition 05



COMP05

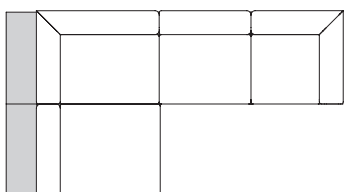
BASE IN MATT LACQUER

BASE IN GLOSSY LACQUER

SX (DX symmetric)

W.2700 D.1800 H.670mm.

Composition 06



COMP06

BASE IN MATT LACQUER

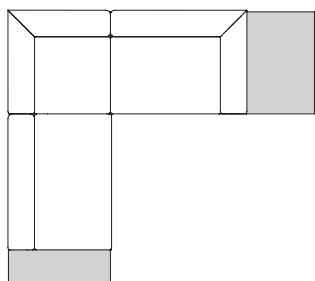
BASE IN GLOSSY LACQUER

SX (DX symmetric)

W.3300 D.1800 H.670mm.

SITIN

Composition 07

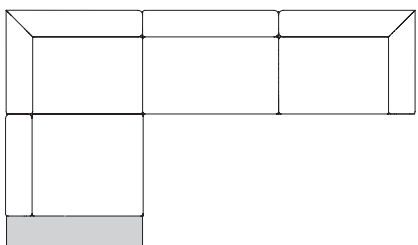


SX (DX symmetric)
W.2700 D.2400 H.670mm.

COMP07

BASE IN MATT LACQUER
BASE IN GLOSSY LACQUER

Composition 08

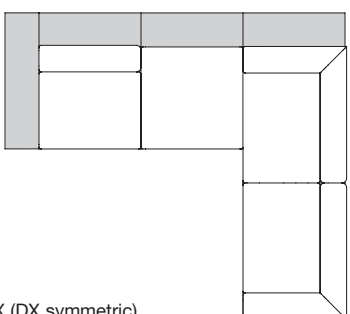


SX (DX symmetric)
W.3600 D.2100 H.670mm.

COMP08

BASE IN MATT LACQUER
BASE IN GLOSSY LACQUER

Composition 09



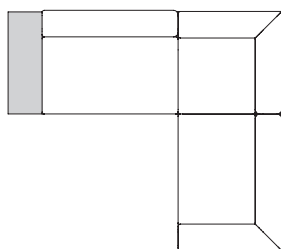
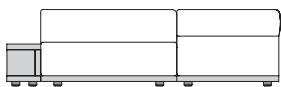
SX (DX symmetric)
W.2700 D.3000 H.670mm.

COMP09

BASE IN MATT LACQUER
BASE IN GLOSSY LACQUER

SITIN

Composition 10



SX (DX symmetric)

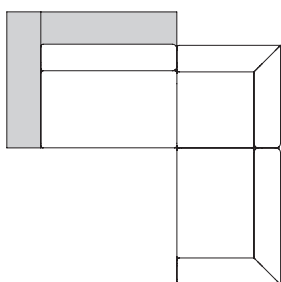
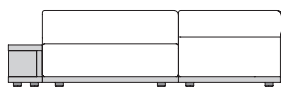
W.2400 D.2100 H.670mm.

COMP10

BASE IN MATT LACQUER

BASE IN GLOSSY LACQUER

Composition 11



SX (DX symmetric)

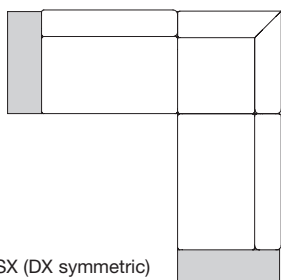
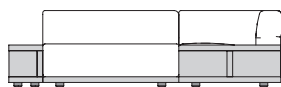
W.2400 D.2100+300 H.670mm.

COMP11

BASE IN MATT LACQUER

BASE IN GLOSSY LACQUER

Composition 12



SX (DX symmetric)

W.2400 D.2400 H.670mm.

COMP12

BASE IN MATT LACQUER

BASE IN GLOSSY LACQUER